
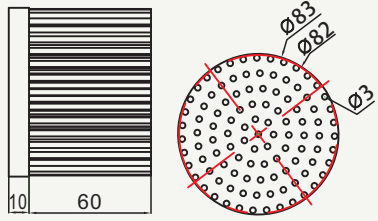

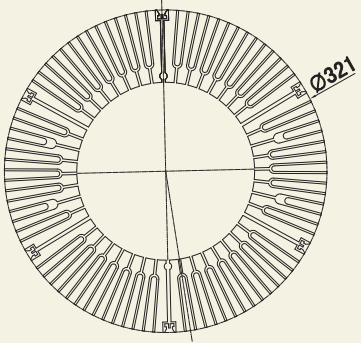

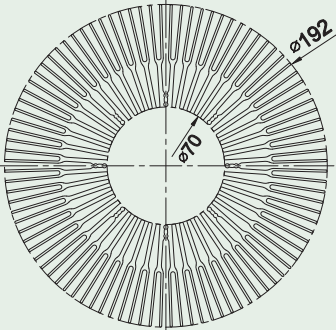



LED Heat Sink

Heat Sink for Industrial LED Fixtures



Picture	Array's model	Measurments
<p>CP-83A</p> 	<p>Heatsink Material:AL1017-T5 Citizen 28W Bridgelux Vero 13/18 Xicato XTM 3000lm Fortimo SLM 3000lm Tridonic SLE 3000lm PrevaLED Core 3000lm Luminus 3000lm Samsung 30W</p>	
<p>SK-C320A</p>  <p>Height: 40mm 50-80W 60mm 100W 80mm 150W 100mm 200W</p>	<p>Heatsink Material:AL6063-T5 Citizen CLU046-1212C1 117.5W CLU046-1812C1 175W CLU046-1818C1 263W CLU036-1208C1 78W Bridgelux Vero 29 110W Luminus CXM-22 90W CHM-22 130W CXM-27 144W CHM-27 150W CXM-32 200W CHM-14 90.7W Samsung LC080D 163W LC060D 108W</p>	
<p>SK-C192A</p>  <p>Height: 60mm 50-80W 80mm 100W 100mm 120W 120mm 150W 150mm 200W</p>	<p>Heatsink Material:AL6063-T5 Citizen CLU046-1212C1 117.5W CLU046-1812C1 175W CLU046-1818C1 263W CLU036-1208C1 78W Bridgelux Vero 29 110W Luminus CXM-22 90W CHM-22 130W CXM-27 144W CHM-27 150W CXM-32 200W CHM-14 90.7W Samsung LC080D 163W LC060D 108W</p>	
<p>SK-S29560A</p>  <p>L:295mm 150-200W</p>	<p>Heatsink Material:AL6063-T5 Citizen CLU046-1812C1 175W CLU046-1818C1 263W Luminus CHM-27 150W CXM-32 200W Samsung LC080D 163W</p>	